

POST CAPS



Flat

Code	Dimensions	\$ each
FC40	40NB	1.45
FC50	50NB	1.59



Round

Code	Dimensions	\$ each
PC20	20NB	1.03
PC25	25NB	1.13
PC32	32NB	1.19
PC40	40NB	1.24
PC50	50NB	1.37
PC65	65NB	2.42
PC80	80NB	4.90
PC90	90NB	7.26
PC100	100NB	8.14
PC125	125NB	10.38
PC150	150NB	13.21
PC220	220mm	18.87



Square

Code	Dimensions	\$ each
SPC35	35mm	1.52
SPC38	38mm	1.55
SPC40	40mm	1.57
SPC45	45mm	1.72
SPC50F	50mm	1.21
SPC50L	50mm (Qty 1-99)	0.58
SPC50L	50mm (100+)	0.44
SPC65	65mm	2.20
SPC65F	65mm	3.30
SPC75	75mm	4.22
SPC90	90mm	5.20
SPC90F	90mm	5.20
SPC100	100mm	6.79
SPC100F	100mm	6.79
SPC125	125mm	10.37
SPC125F	125mm	10.37
SPC150	150mm	13.15

Rectangular

Code	Dimensions	\$ each
RC8040	80x40mm	3.51



Tube

Code	Dimensions	\$ each
TC51	51mm	1.28
TC57	57mm	1.44



RAIL SADDLES



Code	Dimensions	\$ each
RS3825	(Qty 1-99)	0.33
RS3825	(100+)	0.24
RS4040	40x40mm	1.21
RS5050	50x50mm	1.21

RAIL JOINERS



Code	Dimensions	\$ each
RJ3825	(Qty 1-99)	0.58
RJ3825	(100+)	0.44

TUBE END BRACKET



Code	Dimensions	\$ each
TEB3825	38x25mm	0.93

PLASTIC POLY END CAPS



Round Plugs

Code	Dimensions	\$ each
PEC19R	19mm	0.38
PEC22R	22mm	0.41
PEC25R	25mm	0.44
PEC32R	32mm	0.48



Flat Round Caps

Code	Dimensions	\$ each
PEC25RF	25NB	1.19
PEC32RF	32NB	2.79
PEC40RF	40NB	2.85
PEC50RF	50NB	3.04



Domed Round Plugs

Code	Dimensions	\$ each
PEC19RD	19mm	0.40
PEC25RD	25mm	0.55



Square

Code	Dimensions	\$ each
PEC20S	20x20mm	0.42
PEC25S	25x25mm	0.49
PEC30S	30x30mm	0.55
PEC35S	35x35mm	0.60
PEC40S	40x40mm	0.75
PEC50S	50x50mm	1.44
PEC65S	65x65mm	4.97
PEC75S	75x75mm	6.09
PEC90S	90x90mm	9.26
PEC100S	100x100mm	10.79
PEC125S	125x125mm	17.98
PEC150S	150x150mm	22.48



Rectangular

Code	Dimensions	\$ each
PEC38x25	38x25mm	0.61
PEC50x10	50x10mm	1.70
PEC50x25	50x25mm	0.94
PEC75x50	75x50mm	3.50
PEC76x38	76x38mm	3.44
PEC80x40	80x40mm	4.86
PEC100x50	100x50mm	7.33
PEC125x75	125x75mm	10.80
PEC150x50	150x50mm	11.68
PEC150x100	150x100mm	18.88

PANEL BRACKETS



Code	Description	\$ each
PBGB	Galvanised	1.02
PBZ	Zinc Plated	1.12



Long

Code	Description	\$ each
PBLGB	Galvanised	1.24
PBLZ	Zinc Plated	1.36

RETAINING WALL BRACKETS



Code	Dimensions	\$ each
RWB100	100mm	19.00
RWB120	120mm	19.00
RWB125	125mm	19.00
RWB150	150mm	25.00

MESH BRACKET



Code	Dimensions	\$ each
MB20	20mm	0.22
MB25	25mm	0.28

TUBE FLANGES



Code	Dimensions	\$ each
SPF25	25mm	1.21
SPF30	30mm	1.21
SPF40	40mm	1.21
SPF3825	38x25mm	1.21
SPF32R	32mm	1.21



SPFA25	25mm	9.40
SPFAD30	30mm	2.30
SPFAD40	40mm	2.30
SPFAD3825	38x25mm	2.30

PIPE FLANGES



Code	Dimensions	\$ each
OPF20	20NB	3.08
OPF25	25NB	3.43
OPF32	32NB	4.35
OPF40	40NB	5.14
OPF50	50NB	5.96



RPF32	32NB	6.37
RPF40	40NB	6.46
RPF50	50NB	9.04



PF32	32NB	6.24
PF40	40NB	6.49
PF50	50NB	9.08



RF25	25NB	3.88
RF32	32NB	5.99
RF40	40NB	6.24
RF50	50NB	9.04

SECURITY FLANGES



Code	Dimensions	\$ each
SRBL	40x65mm	8.76



SRBR	40x65mm	8.76
------	---------	------

ALUMINIUM FLANGES



Code	Dimensions	\$ each
CB43B	30x30mm	1.78



CB384	38x25mm	1.98
CB40IB	40x40mm	2.34
CB50IB	50x50mm	5.15

VERANDAH POST BASES



Code	Dimensions	\$ each
VPB50	50x50mm	10.00
VPB65	65x65mm	15.00
VPB75	75x75mm	20.00
VPB100	100x100mm	25.00
VPC50	65x65mm	10.00
VPC65	65x65mm	15.00



CLEATS

Galvanised

Code	Dimensions	\$ each
FC2GB	90x38mm	0.82
FC3GB	145x38mm	0.94
FCAGB	75x75x38mm	1.42
FCA2GB	45x45x38mm	0.99

Carport Cleats

Code	Dimensions	\$ each
CC150	145x50x3mm	2.15
CC200	180x50x3mm	3.08
CC100A	80x55x55x3mm	3.00
CC150A	145x50x50x3mm	4.72
CC200A	180x50x50x3mm	5.15

Purling Joining Plates

Code	Dimensions	\$ each
PJP100	110x80x3mm	3.30
PJP150	130x130x3mm	3.88
PJP200	175x175x3mm	4.65

DROP BOLTS

Code	Dimensions	\$ each
DB2Z300	300x12mm	5.19
DB2Z450	450x12mm	9.24
DB2Z800	800x12mm	16.64
	Includes 2x lugs	
TB600	600x16mm	12.26
TB800	800x16mm	14.69

Lockable

Code	Dimensions	\$ each
DBP400L	400x12mm Includes lug	11.88

DROP BOLT LUGS

Code	Dimensions	\$ each
DBL2RW	65mm Round Weld on	2.90
DBL2FW	65mm Flat Weld on	2.90
DBBP	120mm Round Bolt on	4.19
DBL2FZ	65mm Flat Bolt on	2.90
DBL16	Lug 16mm	1.49

SPRAY PAINT

Code	Description	\$ each
S/PAINT	Spray Paint 150g Various Colours	10.70
C/G PAINT	Cold Galv 400g Grey	11.50
C/G BLACK	Cold Galv 400g Black	11.50
C/G SILVER	Cold Galv 400g Silver Frost	11.50

GATE HINGES & FITTINGS

Angle Gudgeon Weld On

Code	Dimensions	\$ each
AG20	20NB	5.44
AG25	25NB	5.61
AG27	27NB	5.95
AG33	33NB	8.94

Gudgeon Bolt On

Code	Dimensions	\$ each
BG20	20NB	5.75
BG25	25NB	6.48
BG27	27NB	7.06
BG33	33NB	10.04

Long Backed Gudgeon Bolt On

Code	Dimensions	\$ each
LBG20	20NB	6.07
LBG25	25NB	6.55
LBG27	27NB	7.62

Ferrule Pipe Hinge

Code	Dimensions	\$ each
FER-S	90mm	4.80
FER-L	100mm	5.00

Long Backed Gudgeon Adjustable

Code	Dimensions	\$ each
LBGA40	40x40mm	27.00
LBGA50	50x50mm	30.00

Adjustable Hinge Pack

Code	Dimensions	\$ each
AHP	Fits 25mm, 30mm and 38x25mm	18.00

Tuff Hinges

Code	Description	\$ each
WHLH	L/H Weld/Screw	13.00
WHLH	R/H Weld/Screw	13.00
WHLHSS	L/H Screw/Screw	15.00
WHRHSS	R/H Screw/Screw	15.00
WHLHWW	L/H Weld/Weld	15.00
WHRHWW	R/H Weld/Weld	15.00
WHLHHD	L/H Heavy Duty	60.00
WHRHHD	R/H Heavy Duty	60.00

Pool Gate Latches & Nylon Hinges

Code	Dimensions	\$ each
BH100x75	Butt Hinge 100x75 Loose Pin	10.00
HNP	Plain Hinge	17.50
HNS	Spring Hinge	19.00
HNAS	Spring Hinge Adjustable	21.50

D&D Hinges

Code	Description	\$ each
<i>Tru•Close Hinges</i>		
TCA1S3	Without Leg	30.00
TCA1L2S3	With leg	30.00
<i>Heavy Duty Tru•Close Hinges</i>		
TCHD1S3	Without Leg	50.00
TCHD1L2S3	With leg	50.00
<i>Kwik•Fit Hinges</i>		
KFP	Plain	17.50
KFS	Self Close	19.00

LATCHES

D. Latch

Code	Dimensions	\$ each
DLBOR	Bolt On Round	7.80
DLBOR-S	Bolt On Round Striker	3.40
DLBO1	Bolt On One Latch	7.80
DLBO1-S	Bolt On Striker	3.40
DLBO1-SXL	Long Striker	7.13
DLBO1-SL	Bolt On One Striker Lockable	7.55
DLBO1-C	Bolt On One Latch Striker & Handle Complete	12.00
DLHS	Handle Slotted	3.35
DLHSL	Handle Slotted Long	3.96
DLWOA-RH	Weld On Angle (Right Hand)	15.00
DLWOA-LH	Weld On Angle (Left Hand)	15.00
DLWOF	Weld On Flat	5.28
DLWOF-S	Weld On Flat Striker	1.21
DLWOR	Weld On Round	5.28
DLWOR-S	Weld On Round Striker	1.21

Magnetic Gate Latch

Code	Dimensions	\$ each
MGL	Magnetic Gate Latch	60.00

D&D LOKK•LATCH

Code	\$ each
D&D PRO LOCK	70.00
D&D PRO LOCK KEYALIKE	80.00

Gravity Lock

Code	\$ each
G/LOCK SINGLE	50.00
G/LOCK DOUBLE	70.00

HINGE STRAPS

Hinge Straps Tight Fit

Code	Dimensions	\$ each
HSTF20	20NB	2.08
HSTF25	25NB	3.40
HSTF32	32NB	3.81
HSTF40	40NB	4.09
HSTF50	50NB	4.37

BASE PLATES

Code	Dimensions	\$ each
IPF50	50x50mm	17.50
SPF50	50x50mm	8.91
SPB130	130x130x3mm	6.73
SBP150	150x150x10mm	16.20
SPB200	200x200x10mm	27.50
SPB250	250x200x10mm	33.00
Galvspan		
Code	Dimensions	\$ each
GS150x50	150x50x6mm	6.09
GS150x65	150x65x6mm	7.17
GS150x75	150x75x6mm	8.20
GS180x100	180x100x6mm	13.17

PALLET FEET

Code	Dimensions	\$ each
PFSB	130x130mm Zinc	6.66
PFSG	130x130mm Galvanised	9.67

MAGNETIC DRIVES

Code	Quantity	\$ each
MD5/16	1	10.48

MASONRY DRILL BITS

Code	Dimensions	\$ each
MDB6.5	6.5x100mm	5.97
MDB10x120	10x120mm	9.27
MDB10x150	10x150mm	13.84

MASONRY BOLTS

Code	Quantity	\$ each
MB8/40	1	0.50
	50	21.70
MB10/40	1	0.80
	50	28.00
MB10/50	1	1.00
	50	30.00
MB10/60	1	1.20
	50	35.00
MB12/60	1	1.50
	50	50.00
MB12/100	1	1.50
	50	50.00
Flush Head		
Code	Quantity	\$ each
MB8705F	1	0.60
	50	60.00
MB8/90F	1	0.45
	50	45.00
MB10/55F	1	1.40
	50	48.00

SELF TAPPING SCREWS

Class 3		
Code	Quantity	\$ each
STS10/16	1	0.05
	100	4.00
	1000	30.00
STS12/20	1	0.15
	100	13.00
	1000	120.00
STS14/20 (Coarse)	1	0.20
	100	17.00
	1000	170.00
STS14/25 (Fine)	1	0.20
	100	17.00
	1000	170.00

Colour		
Code	Quantity	\$ each
STS10/16C	1000	47.50
STS12/20C	500	65.00

Please note that all coloured screws are special order only

WOOD SCREWS

Hex Head Type 17		
Code	Quantity	\$ each
WS12/25	1000	90.00
WS12/45	1000	130.00
WS12/65	1000	162.00

METAL DRIVE ANCHORS

Code	Quantity	\$ each
MUSH	100	35.00
	1	0.50

SECURITY SCREWS

Code	Quantity	\$ each
SECSC	100	25.00
SECD	1	25.00

SLIDING GATE ACCESSORIES

Code	Dimensions	\$ each
SGB	Bracket (Left or Right)	8.25
SGC	Catcher	8.25
SGC90	Catcher 90mm	13.00
Gate Travel Stop		
Code	Description	\$ each
FMTS	Floor mount stop	24.63

SLIDING GATE FLOOR TRACK & WHEELS

Blot Down Track		
Code	Length	\$ each
FLOORZ3	3.0m	40.00
FLOORZ6	6.0m	75.00

In Concrete Track		
Code	Length	\$ each
ICT3	3.0m	85.00
ICT6	6.0m	160.00

In Ground Guide Joiner		
Code	Dimensions	\$ each
TJZ	100x13mm	4.88

Wheels		
Code	Dimensions	\$ each
DBBU90	90mm (Pair)	55.00

Other sizes available on request.

Nylon Guide Rollers		
Code	Dimensions	\$ each
CN30	31x40mm	22.00
CN40	41x60mm	33.00

MOTORS

Code	\$ each
Key Motor	850.00
Includes 4x lengths of nylon rack, 2x remotes and motor	

Remotes	
Code	\$ each
REMOTE-KEY	50.00
REMOTE-NICE	55.00
REMOTE-BFT	60.00

Nylon Slotted Rack		
Code	Dimensions	\$ each
COG	1m length	35.00



DOOR TRACK

Door Track		
Code	Max Weight	\$ per m
EG2	120kg	15.59
ED2	200kg	18.15
EM1	450kg	30.82


2 Wheel Carriage		
Code	Max Weight	\$ each
EG7	120kg	35.39
ED7LP	200kg	38.82
EH7	450kg	47.32

4 Wheel Carriage		
Code	Max Weight	\$ each
EG14LP	120kg	40.75
ED14LP	200kg	49.47
EH13LP	450kg	82.75

PIPE CUT RINGS

	Code	Dimensions	\$ each
	PCR90	90mm x 4mm	1.32
	PCS75	75mm x 4mm	1.32

ROLLED RINGS

	Code	Dimensions	\$ each
	RRR90	90x8mm	2.08
	RRR100	100 x10mm	2.70

SPEARS - ALUMINIUM



Fleur De Lis (Female)

Code	Dimensions	\$ each
F2F	16x100mm	1.95
F11F	19x100mm	1.95



Fleur De Lis (Male)

Code	Dimensions	\$ each
F3M	16x100mm	1.95
F4M	19x100mm	1.95



Cardinal (Female)

Code	Dimensions	\$ each
B11F	19x100mm	1.95



Camden (Female)

Code	Dimensions	\$ each
W11F	19x150mm	3.51



Melrose (Female)

Code	Dimensions	\$ each
P2F	16x150mm	3.35
P11F	19x150mm	3.35
P2F100	16x100mm	2.11
P11F100	19x100mm	2.11



Melrose (Male)

Code	Dimensions	\$ each
P4M	16x150mm	3.35
P3M	19x150mm	3.35
P3M100	19x100mm	2.11

CHAINWIRE COMPONENTS



Tees

Code	Dimensions	\$ each
T4040	Thru 40 Butt 40	7.80
T4050	Thru 40 Butt 50	9.63
T5040	Thru 50 Butt 40	10.04
T5050	Thru 50 Butt 50	11.22



Crosses

Code	Dimensions	\$ each
X4040	Thru 40 Butt 40	10.43
X4050	Thru 50 Butt 40	13.76
X5050	Thru 50 Butt 50	20.06

PRESSED SPEARS



Code	Description	\$ each
SHS	Spears can be pressed in the following sizes: - 19mm round - 20mm square - 25mm square - 30mm square	0.67

Please note: a minimum length of 500mm applies to all pressed spears. Steel is to be supplied by the customer.

SCROLLS



Code	Dimensions	\$ each
DHPS6	122x73mm	3.50



Code	Dimensions	\$ each
DHPS5	150x70mm	3.50















Code	Dimensions	\$ each
DHP04-01	720x235mm	28.87



Code	Dimensions	\$ each
DHP04-02	820x235mm	36.30

BULK PRICING

	Code	Quantity	\$ each
	FC40	100+	0.75
	FC50	100+	0.88
	PC25	100+	0.62
	PC32	100+	0.68
	PC40	100+	0.71
	PC50	100+	0.74
	PC65	100+	1.47
	PC80	50+	2.21
	PC90	50+	3.06
	PC100	50+	3.37
	PC125	10+	5.96
	PC150	10+	7.28
	PC220	10+	11.60
	SPC40	100+	0.69
	SPC50L	100+	0.44
	SPC50L	1000+	0.40
	SPC50L	10000+	0.36
	SPC65	50+	1.01
	SPC75	50+	1.54
	SPC90	50+	2.44
	SPC100	50+	3.01
	SPC125	10+	5.68
	SPC150	10+	6.88
	RS3825	100+	0.24
	RS3825	1000+	0.22
	RS3825	10000+	0.19
	RJ3825	100+	0.44
	RJ3825	1000+	0.40
	RJ3825	10000+	0.36
	TEB3825	100+	0.71
	DB2Z300	20+	4.92
	DB2Z450	20+	6.88
	DBL2FZ	20+	2.11
	WHLH	20+	11.86
	WHRH	20+	11.86
	AHP	40+	13.71
	FLOORZ6	10+	55.00
	DLBO1-C	20+	10.00

Please ask us for bulk prices on any other item listed in this catalogue.

J BARBARO & SONS
19-23 GRAHAM STREET
WINGFIELD SA, 5013

PHONE: (08) 8345 3299
EMAIL: ADMIN@JBARBARO.COM.AU